

Unmounted Single-Color LED, 280 nm



LED275W

Description

The LED275W emits light with a nominal wavelength of 280 nm. This LED is encased in a Ø9 mm package with a UV glass window.

Specifications

Specification	Value
Color	UV
Nominal Wavelength	280 nm
LED Type	Ø9 mm with Flat Window
Maximum Current	30 mA
Test Forward Current ^a	20 mA
Full Viewing Angle	120°
Operating Temperature (Non-Condensing)	-30 to 55 °C
Storage Temperature	-30 to 100 °C

a. Measured at 25 °C

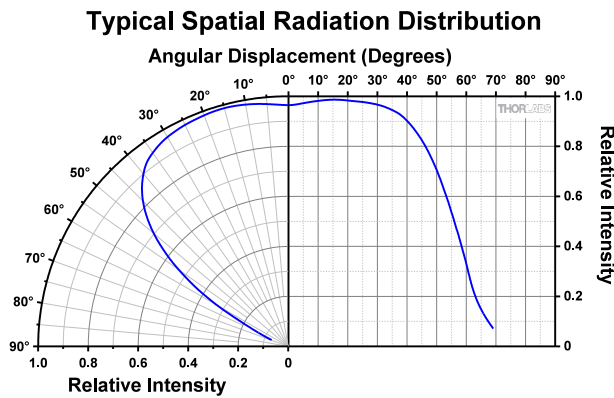
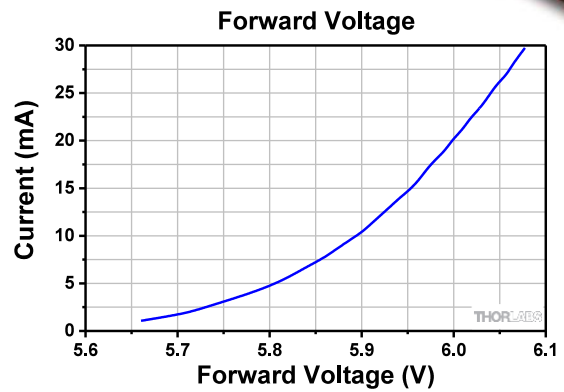
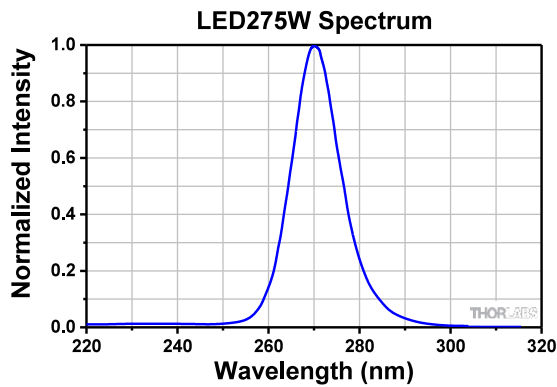
	Symbol	Min	Typical	Max
Peak Wavelength	λ_p	270 nm	-	280 nm
LED Power Output ^a	P_{out}	0.6 mW	1.6 mW	-
Forward Voltage	V_F	-	6.0 V	7.5 V
Bandwidth (FWHM)	$\Delta\lambda$	-	11 nm	15 nm

a. When Driven with the Test Forward Current

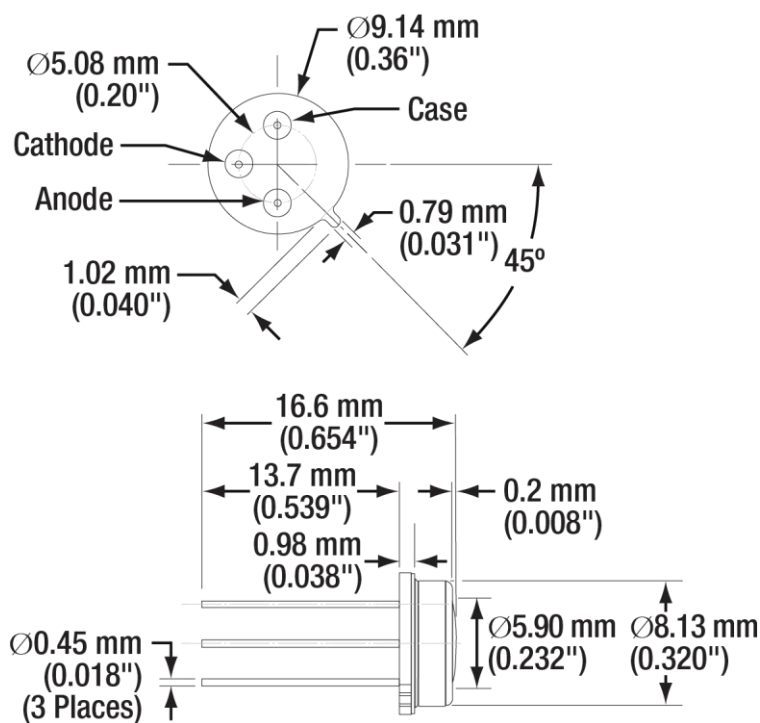
Soldering Specifications

Manual Soldering Temperature	T_{SOL}	190 °C (within 5 sec)
Dip Soldering Temperature	T_{SOL}	190 °C (within 5 sec)

Typical Performance Plots



Drawing



Precautions and Warranty Information

These products are ESD (electro static discharge) sensitive and as a result are not covered under warranty. In order to ensure the proper functioning of an LED care must be given to maintain the highest standards of compliance to the maximum electrical specifications when handling such devices. The LEDs are particularly sensitive to any voltage that exceeds the absolute maximum ratings of the product. Any applied voltage in excess of the maximum specification will cause damage and possible complete failure to the product. The user must use handling procedures that prevent any electro static discharges or other voltage surges when handling or using these devices.

During operation, the LED emits high intensity ultraviolet (UV) light, which is harmful to skin and eyes. UV light is hazardous to skin and may cause cancer. Avoid exposure to UV light when LED is operational. Precautions must be taken to avoid looking directly at the UV light without the use of UV light protective glasses. Do not look directly at the front of the LED or at the LED's lens when LED is operational. Safety of the assembled end product is the sole responsibility of the assembler of the system. Keep out of reach of children.

Thorlabs, Inc. Life Support and Military Use Application Policy is stated below:

THORLABS' PRODUCTS ARE NOT AUTHORIZED FOR USE AS CRITICAL COMPONENTS IN LIFE SUPPORT DEVICES OR SYSTEMS OR IN ANY MILITARY APPLICATION WITHOUT THE EXPRESS WRITTEN APPROVAL OF THE PRESIDENT OF THORLABS, INC. As used herein:

- 1. Life support devices or systems are devices or systems which, (a) are intended for surgical implant into the body, or (b) support or sustain life, and whose failure to perform, when properly used in accordance with instructions for use provided in the labeling, can be reasonably expected to result in a significant injury to the user.*
- 2. A critical component is any component in a life support device or system whose failure to perform can be reasonably expected to cause the failure of the life support device or system or to affect its safety or effectiveness.*
- 3. The Thorlabs products described in this document are not intended nor warranted for usage in Military Applications.*

