



## Description

This Thorlabs Mounted LED is mounted to the end of a Ø30.5 mm heat sink. This LED needs to be supplied with a constant current that must not exceed the maximum current. The current source must be able to deliver this current at the specified forward voltage. For specifications, please see the table below.

## Specifications

Specification	Value
Color	Red
Nominal Wavelength	625 nm
Bandwidth (FWHM)	18 nm
Viewing Angle (Full Angle)	80°
Emitter Size	1 mm x 1 mm
Test Current for Typical LED Power	1000 mA
Maximum Current (CW)	1000 mA
Electrical Power	2200 mW
Typical Lifetime	100 000 h
Operating Temperature (Non-Condensing)	0 to 40 °C
Storage Temperature	-40 to 70 °C
Risk Group <sup>a</sup>	RG0 - Exempt Group

a. According to the standard IEC 62471:2006, Photobiological Safety of Lamps and Lamp Systems

	Symbol	Min	Typical	Max
Peak Wavelength <sup>a</sup>	$\lambda_p$	-	632 nm	-
LED Output Power <sup>b</sup>	$P_{out}$	700 mW	770 mW	-
Forward Voltage	$V_F$	-	2.2 V	-
Maximum Irradiance <sup>c</sup>	$E_e$	-	18.0 $\mu W/mm^2$	-

a. When Driven with a Current of 350 mA

b. When Driven with the Test Current

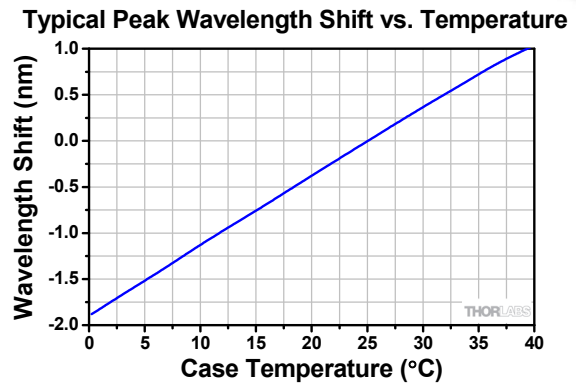
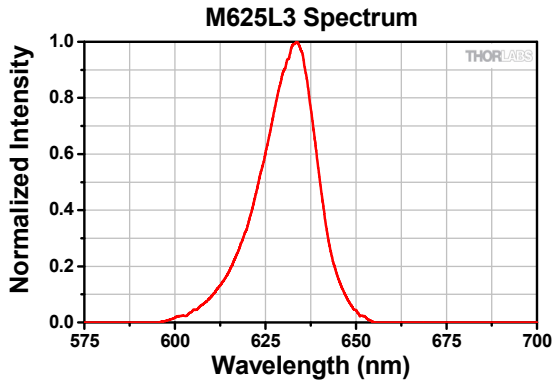
c. Measured at a Distance of 200 mm

## Operating Instructions

Be sure to provide air ventilation in order to avoid overheating, drops in optical power, and reduced lifetime. Be aware that each LED has a characteristic switch-on behavior, which depends on the LED properties and environment conditions. To supply sufficient heat dissipation, this LED has a unique thermal design that reduces the power decay to a minimum.

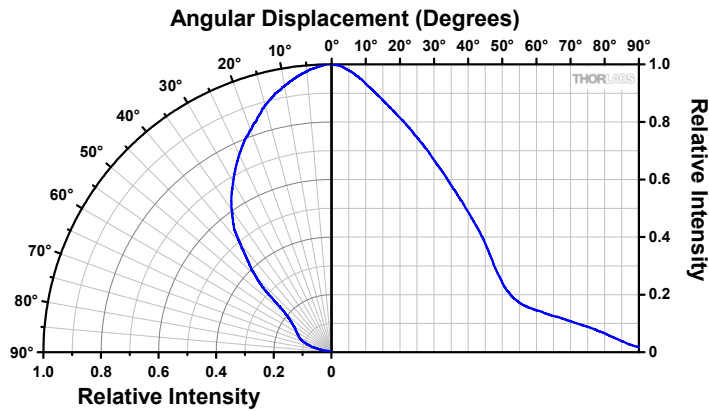
The drawing on page two shows the LED's male connector which is a standard M8x1 sensor circular connector. Pins 1 and 2 are connected to the LED. Pins 3 and 4 are used for the internal EEPROM. This pin assignment is valid for all Thorlabs LED drivers. For use of third party LED drivers, please ensure the correct pin assignment.

## Performance Plots

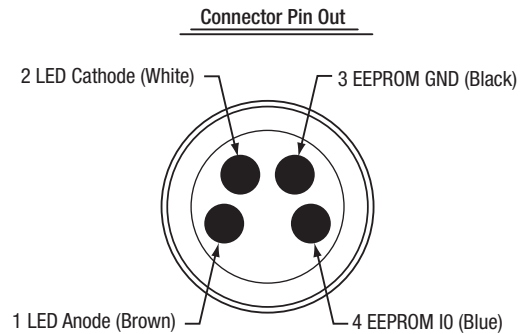
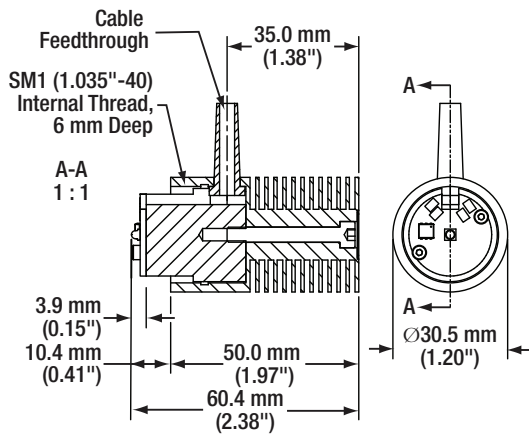


Typical performance for the bare LED.

## Typical Spatial Radiation Distribution



## Drawings



## ***Power Supply***

---

Please see the Thorlabs website for the available LED Drivers. When selecting the LED Driver, please ensure that:

- the operating current never exceeds the Maximum Current specified in the LED Specification table.
- sufficient forward voltage is supplied.

If you decide to use your own DC source, please ensure that the correct connection is made to Pins 1 and 2.

## ***Maintenance and Service***

---

This LED is not water resistant and must be protected from adverse weather conditions. To avoid damage, do not expose it to spray, liquids, or solvents. This LED does not contain any parts serviceable by the user and does not require regular user maintenance. Do not open the enclosure. If a malfunction occurs, contact Thorlabs for return instructions.

## ***Warnings and Safety***

---

During normal operation, the casing temperature may exceed ambient temperature by as much as 25 °C (45 °F). To prevent higher case temperatures, the product should be operated without anything hindering air movement around the convective cooling fins.

Please note that this product is not suitable for household room illumination.

This LED must not be operated in explosive environments and should only be used with shielded connection cables.

All statements regarding safety of operation and technical data only apply when the unit is operated correctly according to its specifications. The safety of any system incorporating the equipment is the responsibility of the assembler of the system.

Inappropriate use of any Mounted LED product may result in permanent eye damage. To prevent injury, use this product in accordance with the International Standard "Photobiological Safety of Lamps & Lamp Systems" IEC 62471. This LED falls under the Risk Group RG0 - Exempt Risk Group in accordance to the standard IEC 62471:2006.

If using this LED in a microscope application as a replacement for mercury vapor lamp, the same precautions should be taken.

