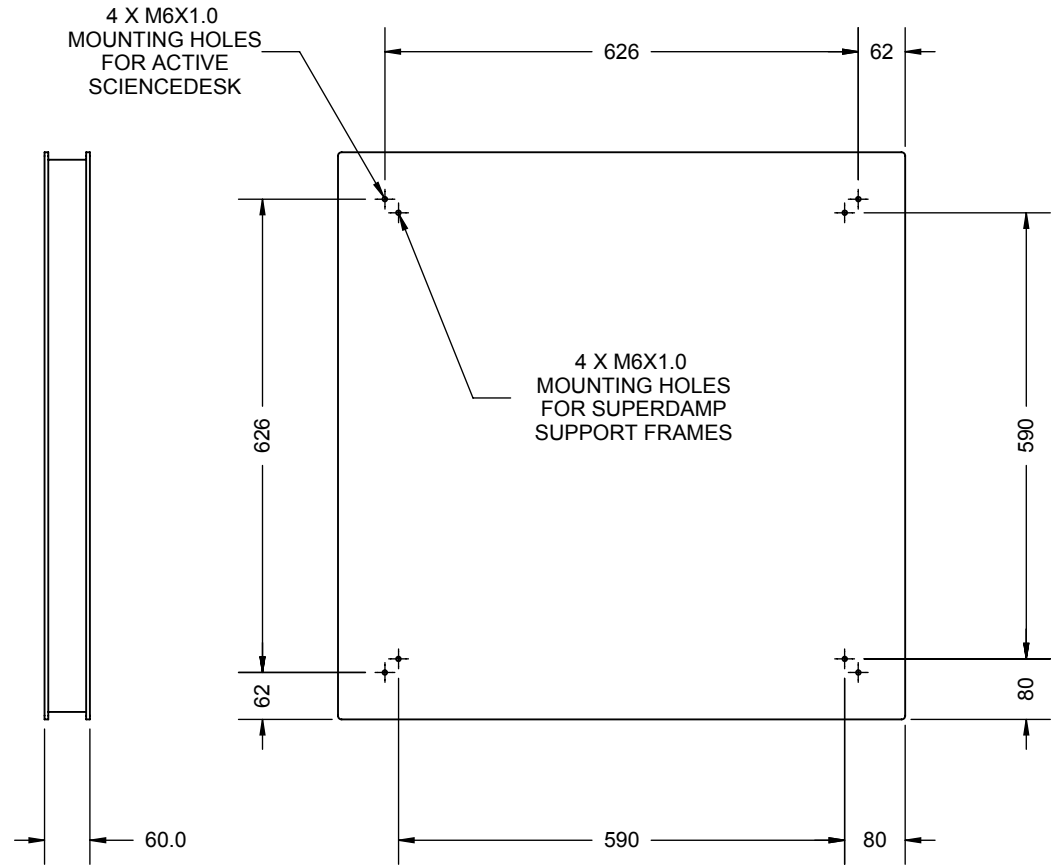




NOTES:

DO NOT SCALE



2	4 X MOUNTING HOLES ADDED	27.01.2010
1	ENGINEERING SUPPORT DRAWING	31.10.2006
ISSUE	C/N NUMBER	DATE
TOLERANCES X=±1 X.X=±0.25 X.XX=±0.1 ANGULAR=±0°30'		ALL DIMENSIONS IN MILLIMETRES
THIRD ANGLE PROJECTION DRAWN TO BS.308		



THORLABS		COPYRIGHT © THORLABS ALL RIGHTS RESERVED NO UNAUTHORISED DUPLICATION OR MANUFACTURE PERMITTED	
TITLE Breadboard, No Holes - 750 mm x 750 mm x 60mm			
DATE 27.01.2010	DWG PBH51510/NH	ISSUE 2	
DRAWN <i>C/L</i>	APPD.	SCALE 1:10	A4 SHEET 2 OF 6