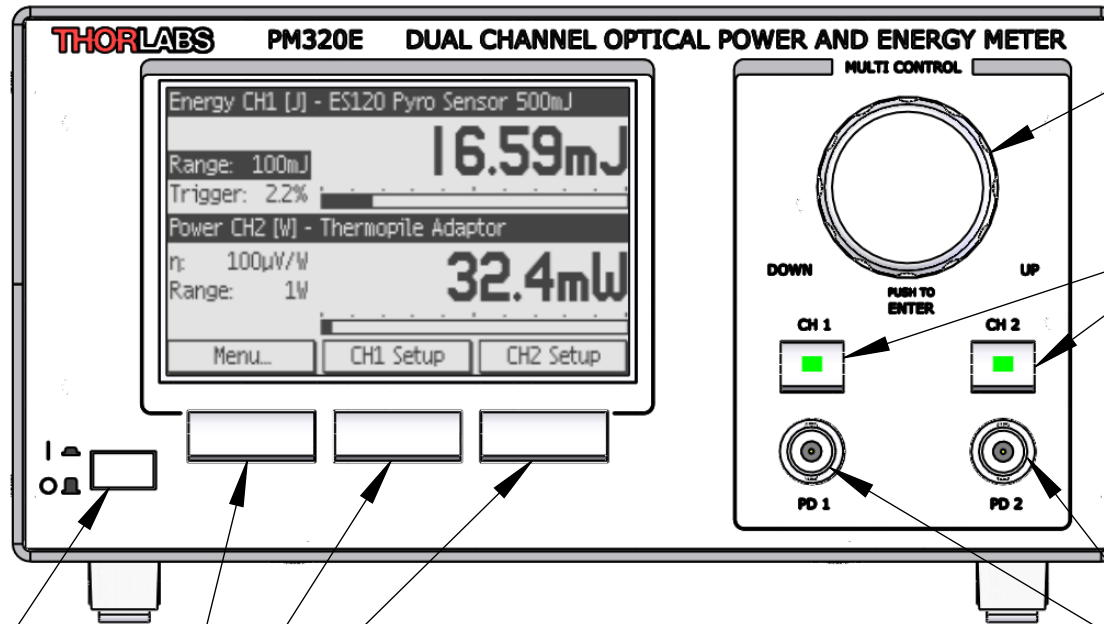


PM320E OPERATING ELEMENTS
FRONT PANEL

INFORMATION ONLY, NOT FOR MANUFACTURING



NAVIGATION AND
CONTROL KNOB

DISPLAY SELECTOR
CH1, CH2, CH1+CH2

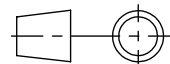
POWER SWITCH

SOFT BUTTONS

FRONT INPUTS FOR
PHOTODIODES

UNLESS OTHERWISE SPECIFIED:
DIMENSIONS ARE IN INCHES
TOLERANCES LINEAR: ± 0.005
ANGULAR: $\pm 30'$

DEBUR AND
BREAK SHARP
EDGES



THORLABS Dachau
Germany

	NAME	DATE
DRAWN	Go	05/15/09
CHK'D	Go	05/15/09
APPV'D	Go	05/15/09

MATERIAL:
N/A

TITLE:
DUAL CHANNEL OPTICAL
POWER AND ENERGY METER

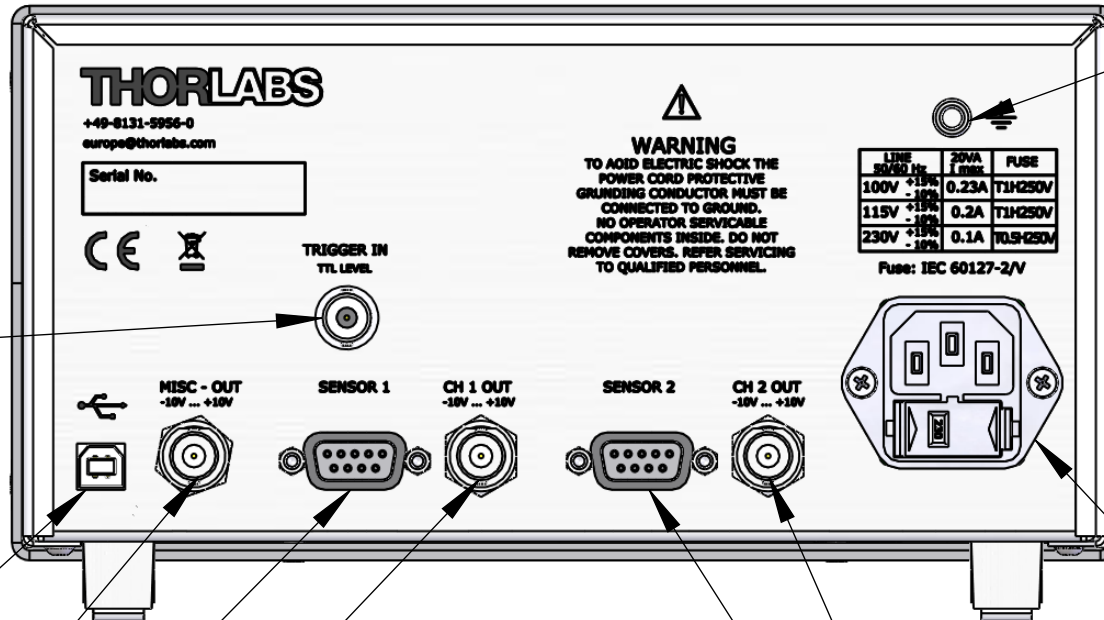
NO PART OF THIS DRAWING MAY BE
REPRODUCED OR TRANSMITTED IN ANY
FORM OR BY ANY MEANS INCLUDING
PHOTOCOPYING OR RECORDING
WITHOUT THE PRIOR WRITTEN
PERMISSION OF THORLABS GMBH

FINISH / TREATMENT:
N/A

PART NO. **PM 320E** REV **A**

DWG NO. **19380-E0W** SIZE **A4**

PM320E OPERATING ELEMENTS
REAR PANEL



TRIGGER INPUT

USB CONNECTOR

PROGRAMMABLE
ANALOG OUTPUT

SENSOR CONNECTOR
CHANNEL 1

HIGH BANDWIDTH
ANALOG OUTPUT
CHANNEL 1

GROUND
SOCKET

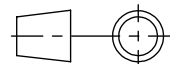
MAINS INPUT

HIGH BANDWIDTH
ANALOG OUTPUT
CHANNEL 2

SENSOR CONNECTOR
CHANNEL 2

UNLESS OTHERWISE SPECIFIED:
DIMENSIONS ARE IN INCHES
TOLERANCES LINEAR: ±0.005
ANGULAR: ±30'

DEBUR AND
BREAK SHARP
EDGES



THORLABS Karlsfeld
Germany

	NAME	DATE
DRAWN	Go	05/15/09
CHK'D	Go	05/15/09
APPV'D	Go	05/15/09

MATERIAL:
N/A

TITLE:
DUAL CHANNEL OPTICAL
POWER AND ENERGY METER

NO PART OF THIS DRAWING MAY BE
REPRODUCED OR TRANSMITTED IN ANY
FORM OR BY ANY MEANS INCLUDING
PHOTOCOPYING OR RECORDING
WITHOUT THE PRIOR WRITTEN
PERMISSION OF THORLABS GMBH

FINISH / TREATMENT:
N/A

PART NO. **PM320E** REV **A**
DWG NO. **19380-E0W** SIZE **A4**